

HALO

*BACKLIGHT*



# HALO

Halo is romantic, cheeky and voluptuous.  
Iconic and perfect in its linearity.  
It lights like a luminous frame and can model  
a space with style or enrich a project.  
An always welcome presence.

single piece lighting frame - made to measure

46	STANDARD
48	MADE TO MEASURE
50	TECHNICAL SPECS
51	CABLE OPTIONS
52	FINISH OPTIONS
54	FIXING SYSTEM



# SECTION

HALO

## STANDARD MODELS

IRON PLATE

to screw on surface or recess



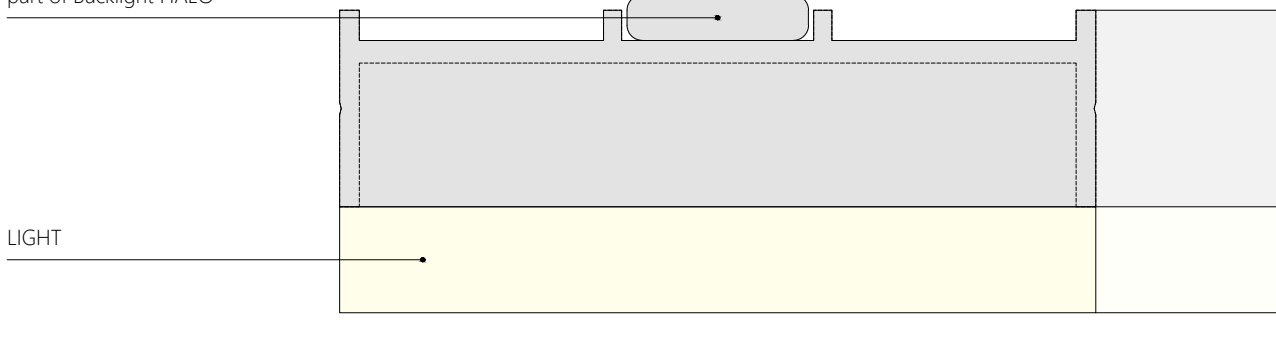
ALL SCREWS

by others



MAGNETS

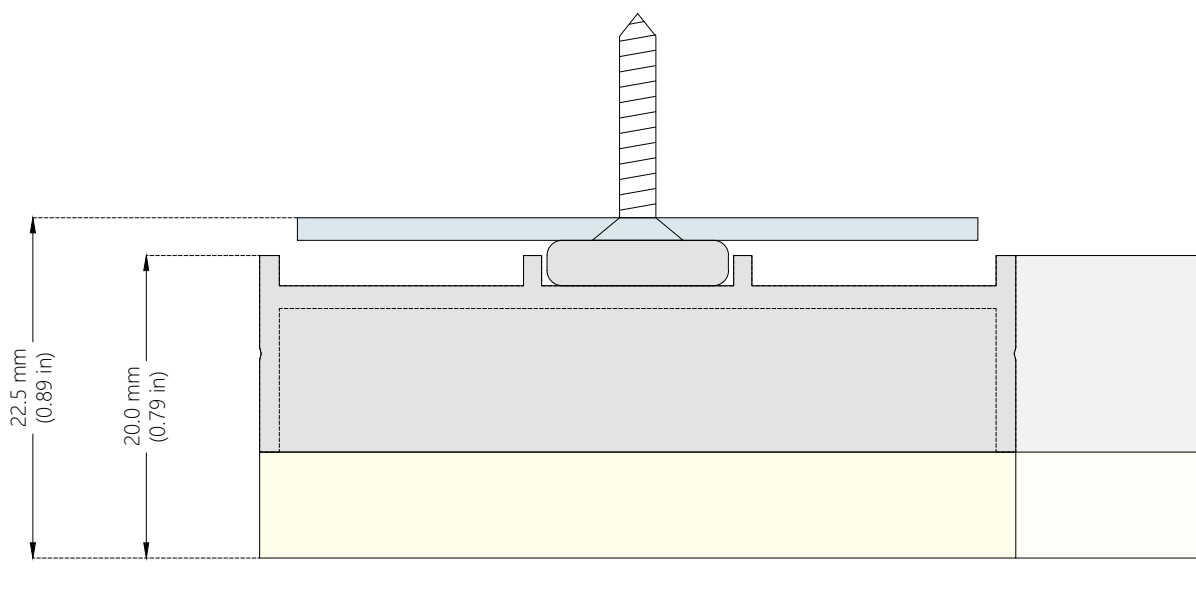
part of Backlight HALO

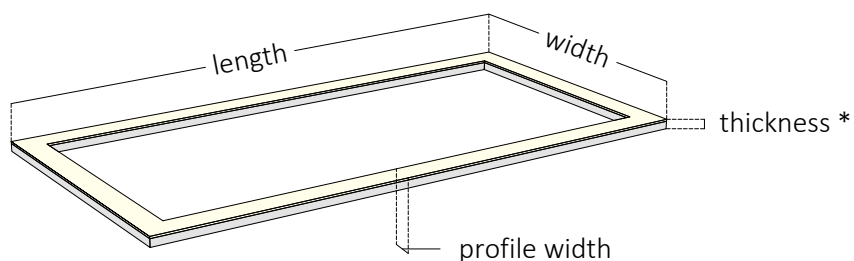


LIGHT



## SECTION





\* excluding iron plate and magnets

# STANDARD

HALO

14 W per line meter (4.5 W per line ft) of perimeter

name	profile width		width x length	thickness	light temps. available	cable options	lumen delivered	use	mounting system
HALO	15 mm	0.6 in	max size	20 mm	2700 K	A	890 lm/mt (280 lm/ft)	CEILING WALL FLOORING CABINETS	SHY SHY PLUS BY FRAME MAGNETS RAZOR FLOAT
	25 mm	1.0 in	2006.6 x 3048 mm	(0.79 in)	3200 K	B			
	30 mm	1.2 in	(79.0 x 120.0 in)	(see p. 46)	3500 K	C			
	35 mm	1.4 in			4100 K	(see p. 51)			
	40 mm	1.6 in			5000 K				
	50 mm	2.0 in			Tunable W				
	55 mm	2.2 in			RGB				
	76 mm	3.0 in			RGB + W				
	100 mm	4.0 in							
200 mm	8.0 in								

# SECTION

HALO

## MADE TO MEASURE MODELS

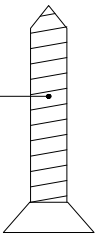
IRON PLATE

to screw on surface or recess




ALL SCREWS

by others

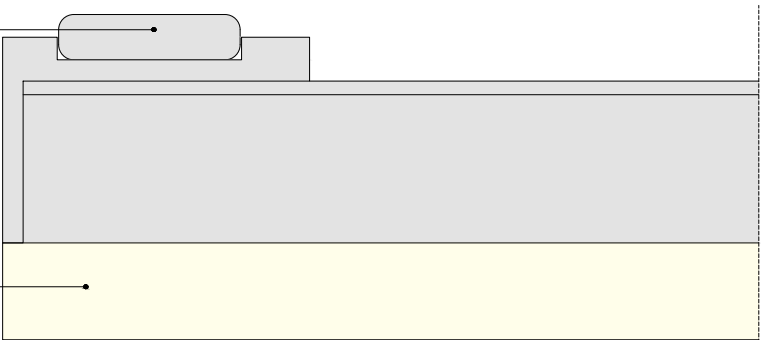


MAGNETS

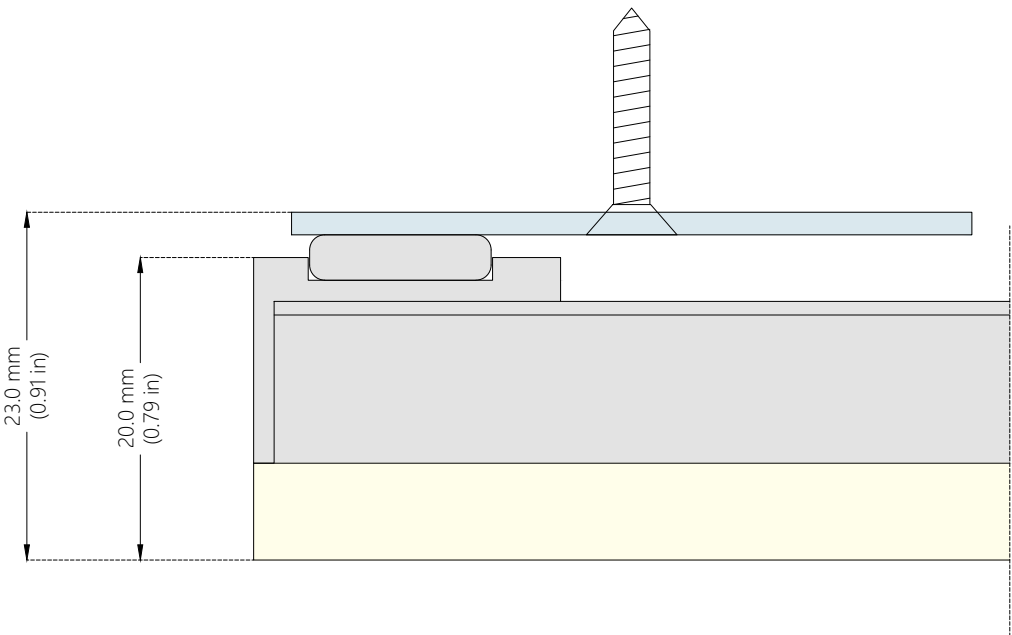
part of Backlight HALO

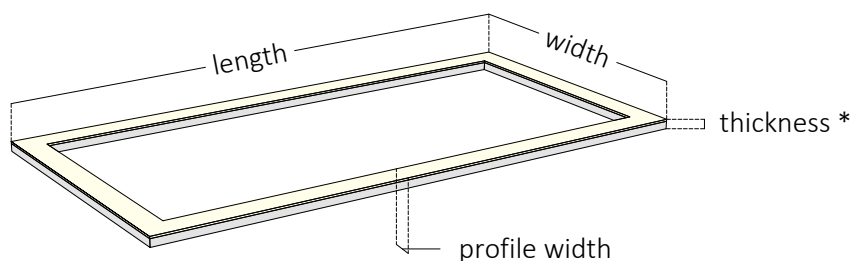


LIGHT



## SECTION





\* excluding iron plate and magnets

# MADE TO MEASURE











HALO

14 W per line meter (4.5 W per line ft) of perimeter

name	profile width*	width x length	thickness	light temps. available	cable options	lumen delivered	use	mounting system
HALO	min 15 mm (0.6 in) max 200 mm (8 in)	max size 2006.6 x 3048 mm (79.0 x 120.0 in)	20 mm (0.79 in) (see p. 48)	2700 K 3200 K 3500 K 4100 K 5000 K Tunable W RGB RGB + W	A B C (see p. 51)	890 lm/mt (280 lm/ft)	CEILING WALL FLOORING CABINETS	SHY SHY PLUS BY FRAME MAGNETS NOFALL NOFALL PLUS RAZOR FLOAT

# TECHNICAL SPECS

## GENERAL SPECIFICATION

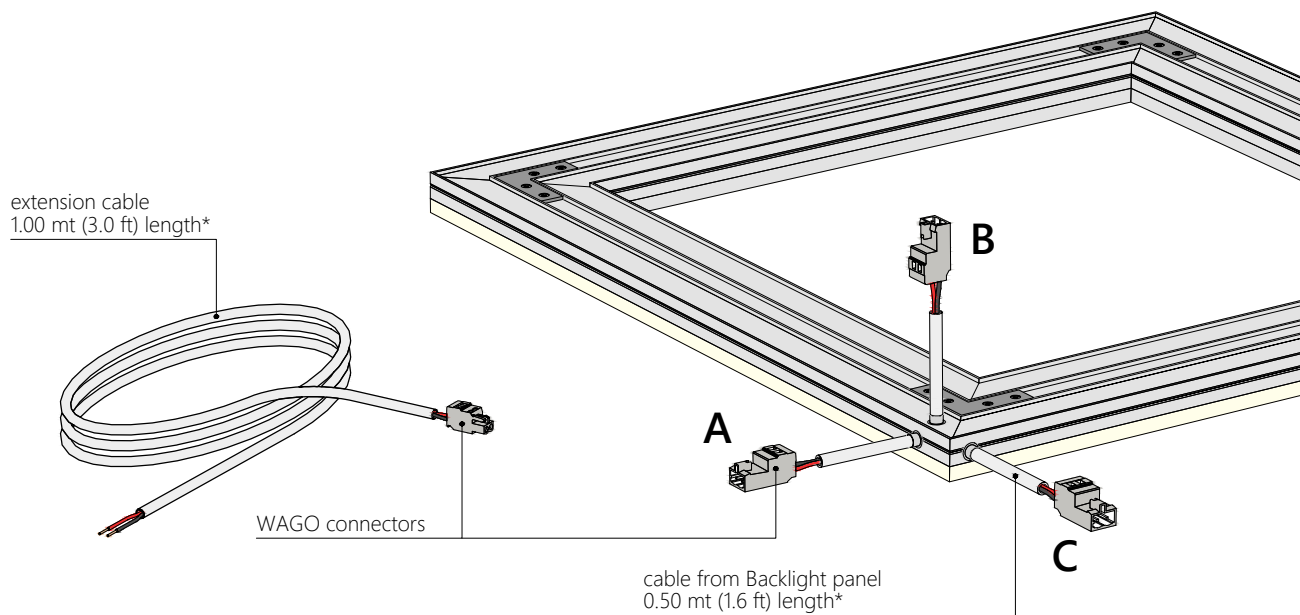
DIMENSION	MM profile width 15 to 200 mm INCHES profile width 0.6 to 8.0 in  MM / INCHES thickness (see p. 46 and 48)		MM max HALO size: 2006.6 x 3048 mm INCHES max HALO size: 79.0 x 120.0 in					
COLOUR TEMPERATURES	 2700 K	 3200 K	 3500 K	 4100 K	 5000 K	 Tunable white	 RGB	 RGB +W
	and other K under request							
INPUT VOLTAGE	24V DC							
DRIVER	AC DC 24V DC OUTPUT (class 2 Power Unit)							
DIMMABILITY	by all existing systems							
POWER CONSUMPTION	Standard bright 14 W per linear mt (4.5 W per linear ft) High bright 28 W per linear mt (9.0 W per linear ft)							
WEIGHT	5.7 lbs/sq. ft (25 Kg/sq. mt)							
IP GRADE	IP40				IP54 (under request)			
CRI	RA 85		RA min. 90		R9 min. 50			
LUMEN DELIVERED	Standard bright 280 lm per linear ft (890 lm per linear mt) High bright 570 lm per linear ft (1632 lm per linear mt)							
LIFE TIME	70.000 hrs							
WARRANTY	3 Years (36 month)							
CERTIFICATIONS	<div></div> <ul style="list-style-type: none"><li>• Ceiling surface Mounted</li><li>• Ceiling recessed Type IC Inherently protected</li><li>• Wall surface Mounted</li><li>• NEW Storage Area of a Clothes Closet</li><li>• UL94 (in accordance with the requirements of ASTM E 84, ANSI / UL 723, or CAN / ULC-S102)*</li></ul>							

\* to be asked at the order time if needed.

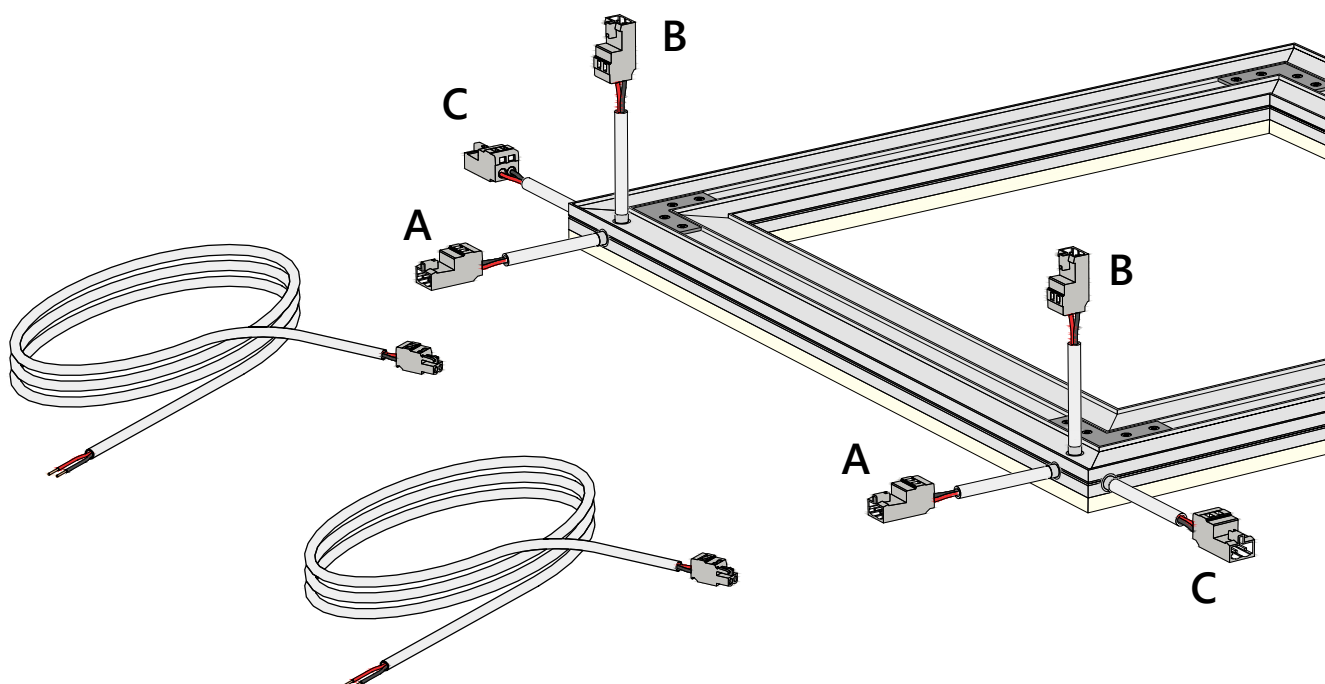


# CABLE OPTIONS

Options for max 42 W panels



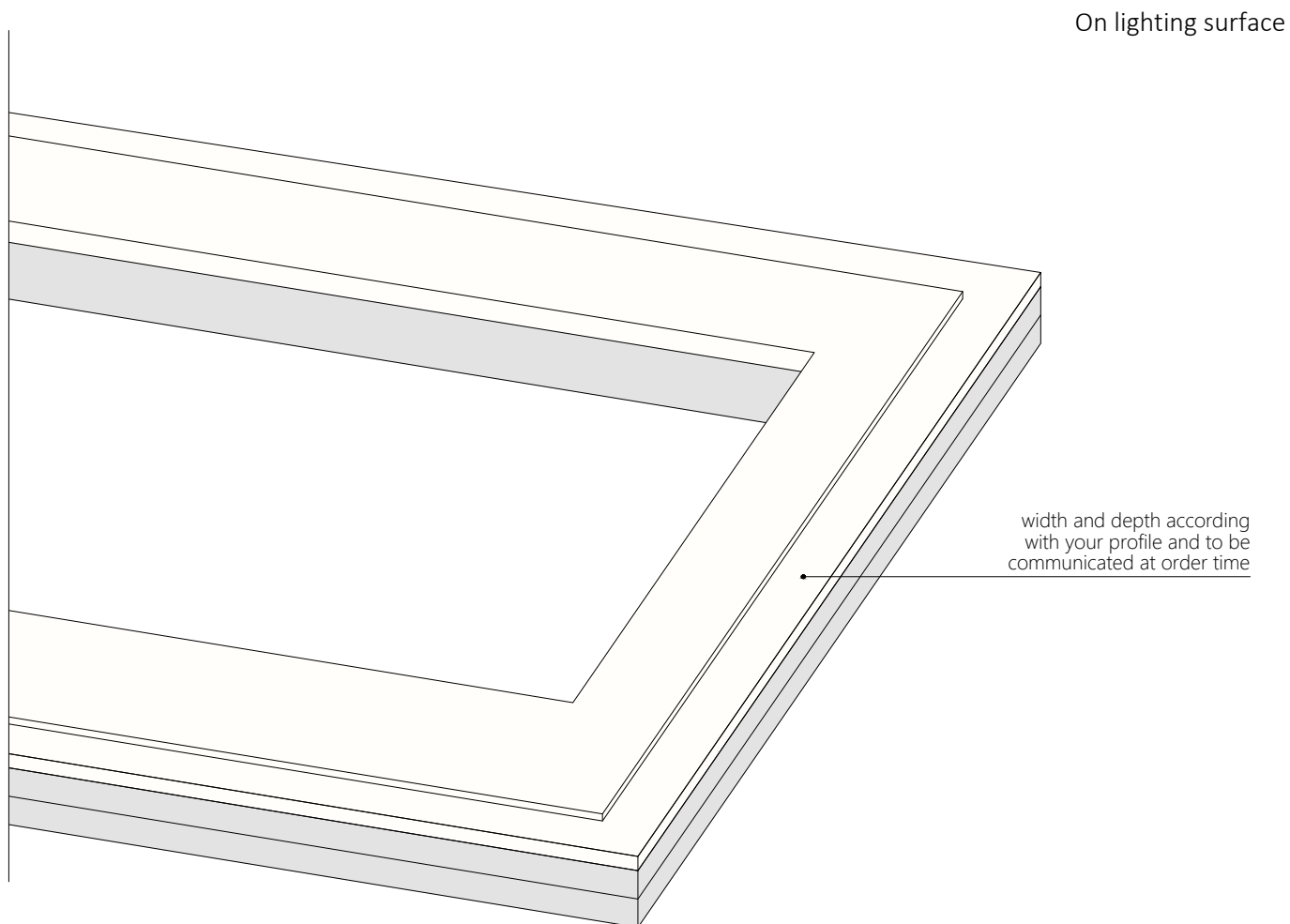
Options for panels with power higher then 42 W (2 cables needed)



# FINISH OPTIONS

## PMMA FACE WORKING

Lowering of the surface for your framing accomodation



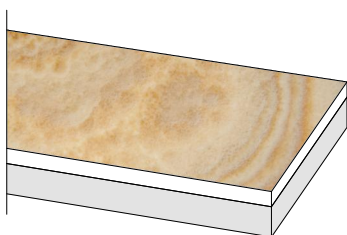
# FINISH OPTIONS

## PRINTING TEXTURES

HALO

Standard marble collection

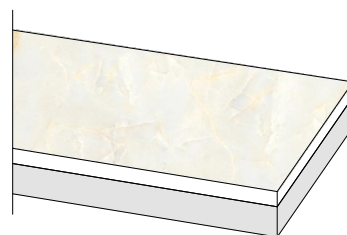
Printing on Backlight surface using a new UV technology



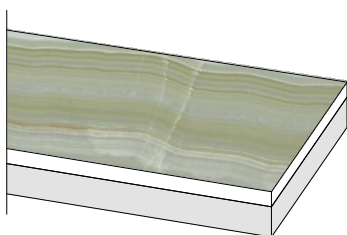
HONEY



WHITE ONYX



WHITE ONYX 2




JADE GREEN



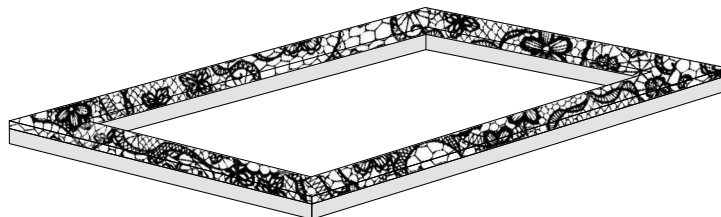
BKL MARBLE

Custom file

Printing on Backlight surface using a new UV technology



1) DESIGNER  
to choice/create an High Resolution  
image and e-mail the HR JPEG file to  
Backlight srl




2) BACKLIGHT srl  
will produce the lighting  
custom texture panel  
100% under request by: size, K, cable option, fixing

# OTHERS POSSIBLE SHAPES

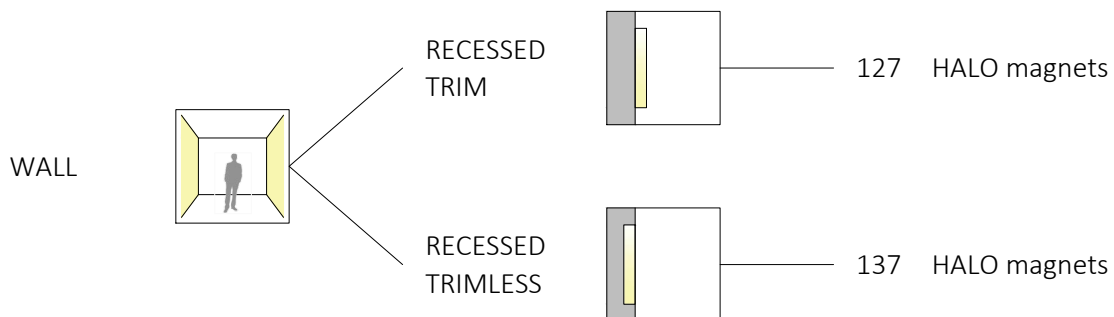
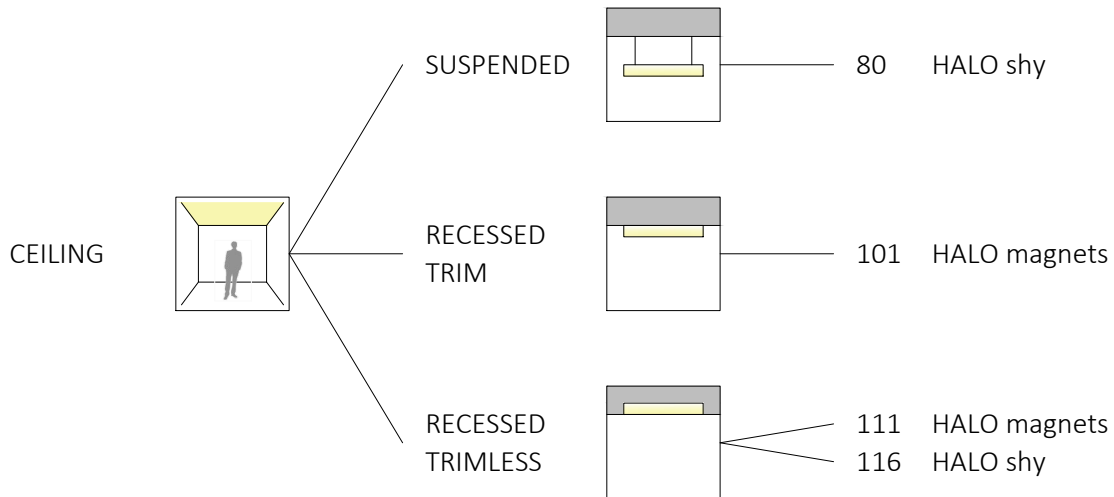
HALO

Contact us for irregular shapes




# FIXING SYSTEM

HALO

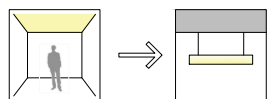


# CEILING

## SUSPENDED

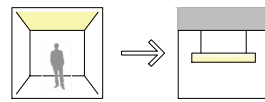


CEILING  
SUSPENDED



# Shy





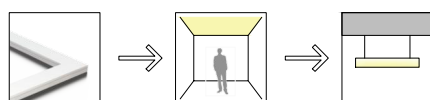
CEILING  
SUSPENDED

# Shy


POSSIBLE CUSTOM SHAPES :



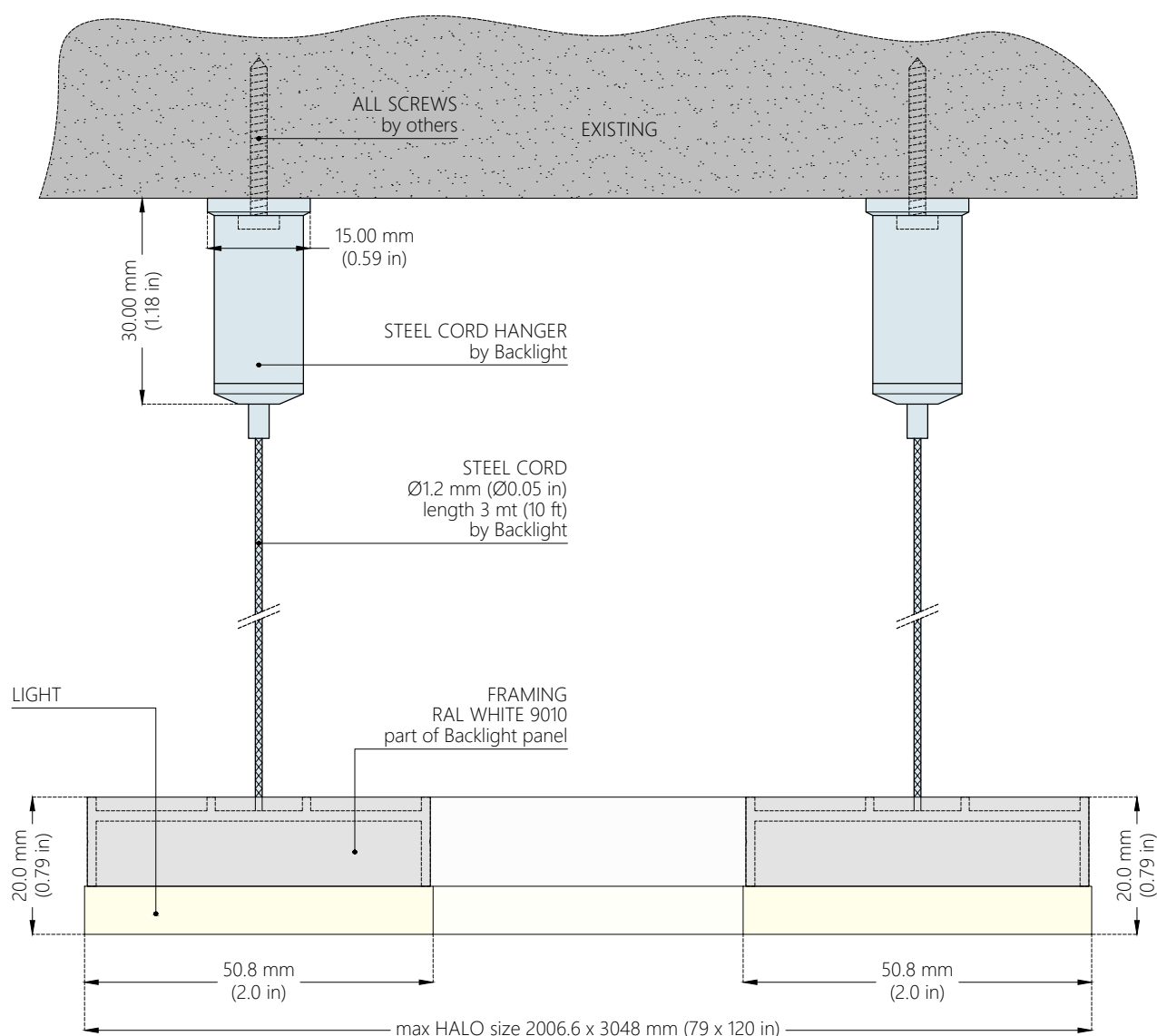






# HALO shy

TYPE OF MOUNTING	SUSPENDED
BACKLIGHT MODEL	<b>HALO</b> 
MOUNTING SYSTEM	<b>shy</b>
DIMENSION	<div>MM width* between 15 and 200 mm</div> <div>max HALO size: 2006.6 x 3048 mm</div> <div>INCHES width* between 0.6 and 8.0 in</div> <div>max HALO size: 79.0 x 120.0 in</div>

## EXAMPLE SECTION: 50.8 mm (2.0 in) WIDTH HALO

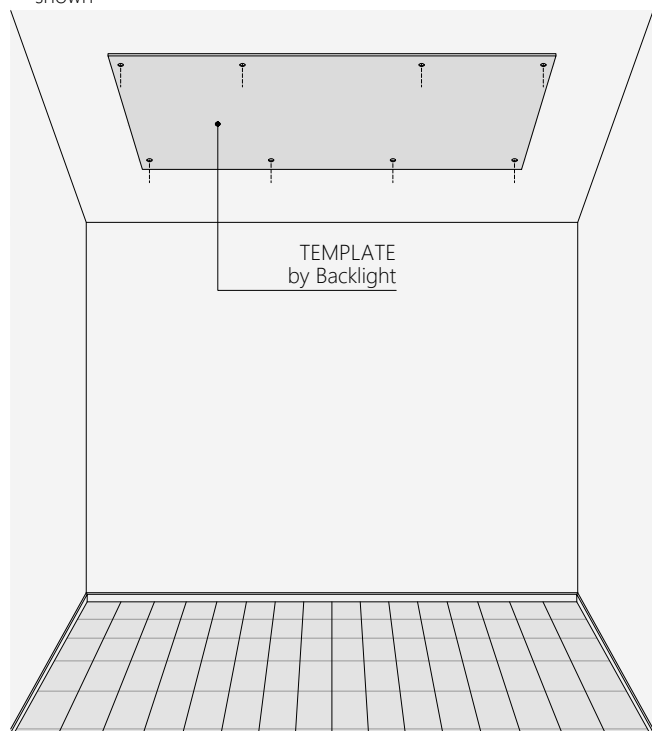




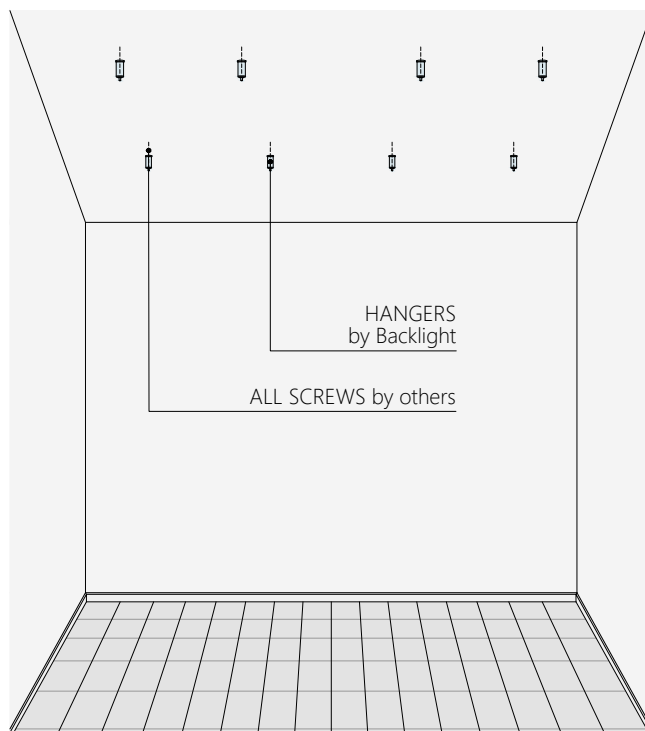
CEILING  
SUSPENDED

## FIXING SYSTEMS **Shy**

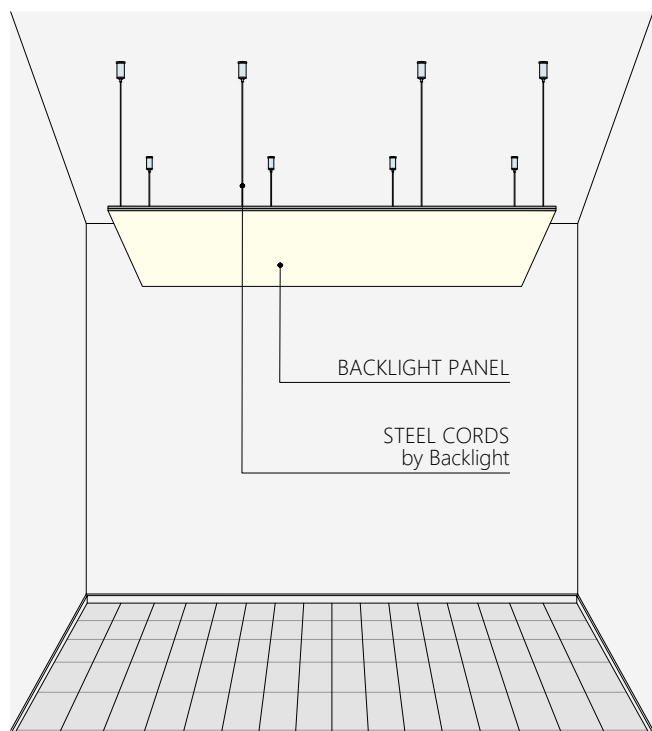
1) position the template and drill the holes on the right position as shown




2) remove the template and screw all the hangers



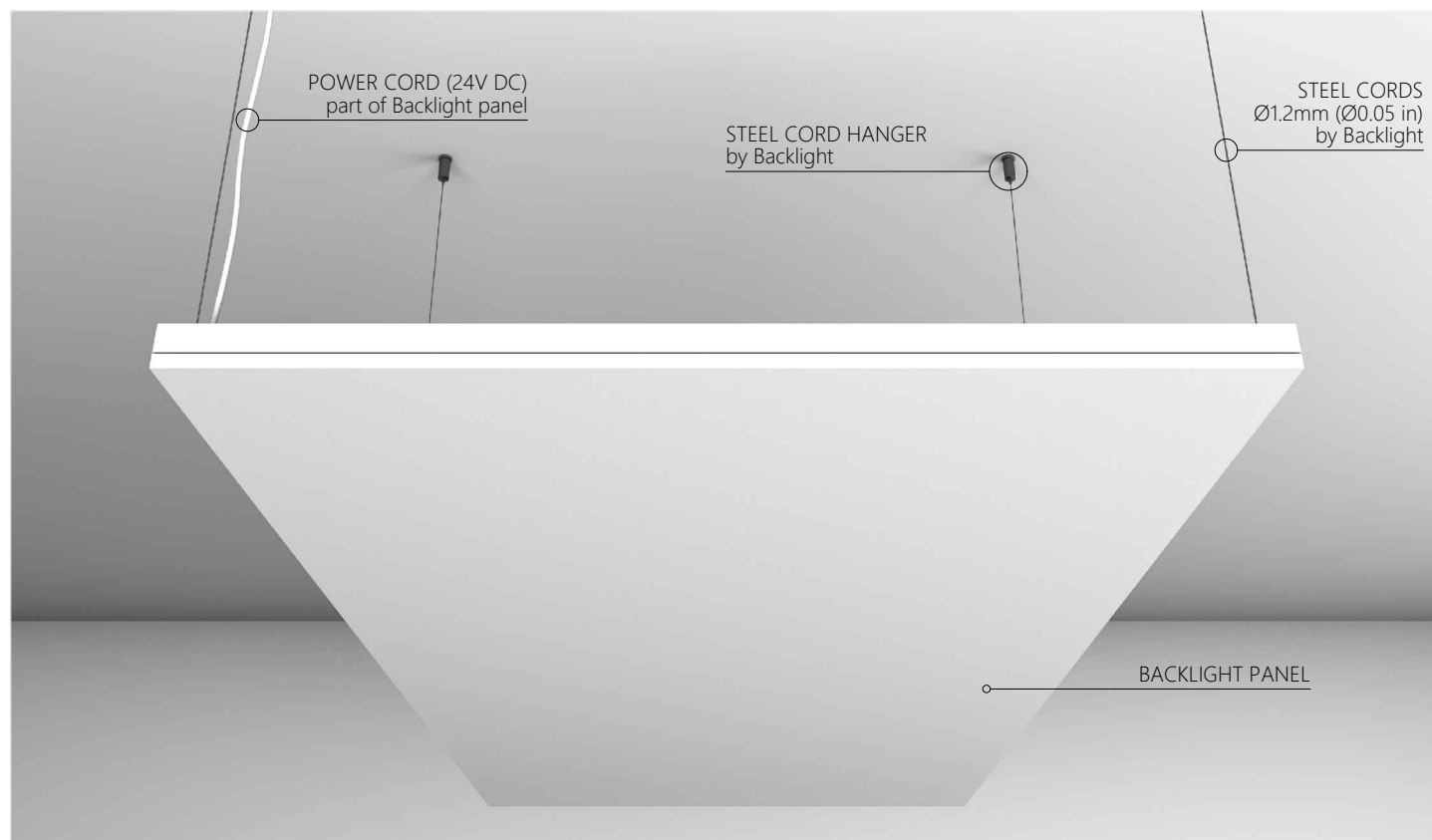
3) insert the steel cords into the hangers and adjust the height




# CEILING SUSPENDED



## Shy

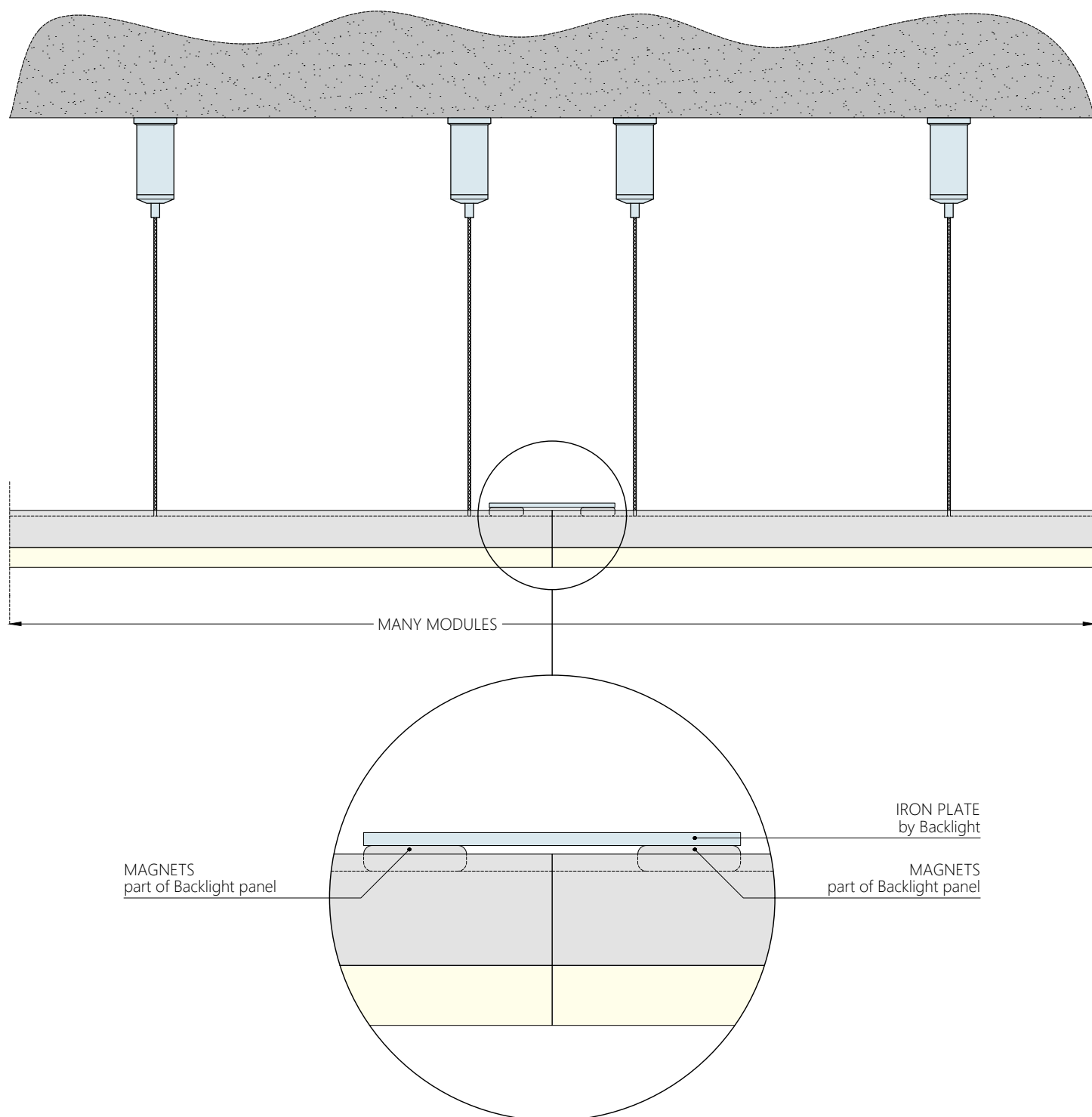




CEILING  
SUSPENDED


## other ways of use...

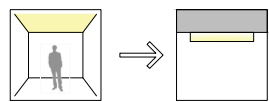
### NEVER ENDING LINEAR




# CEILING




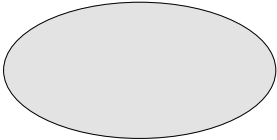

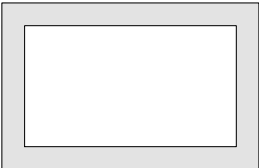
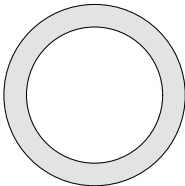
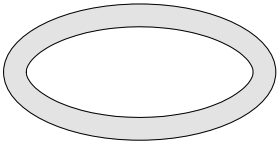
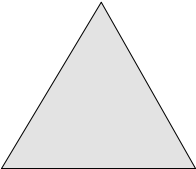
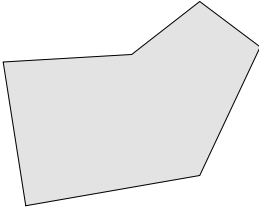


## RECESSED TRIM

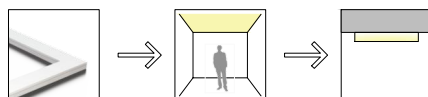





POSSIBLE CUSTOM SHAPES :



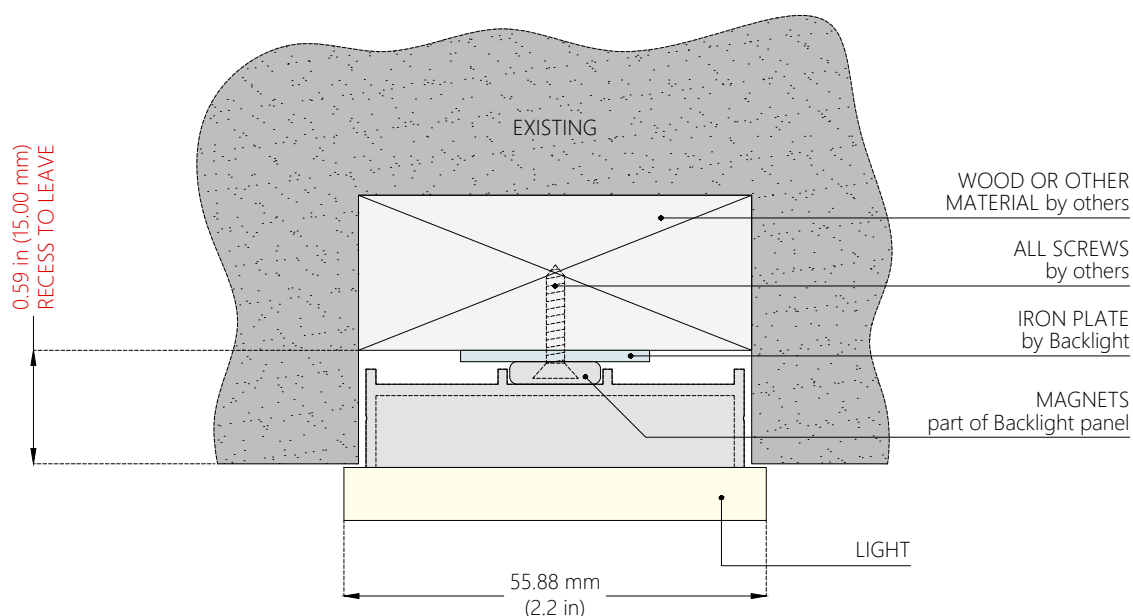
			
			
			



# HALO magnets

TYPE OF MOUNTING	RECESSED TRIM	
BACKLIGHT MODEL	<b>HALO</b> 	
MOUNTING SYSTEM	<b>magnets and iron plate</b>	
DIMENSION	MM width* 19 - 29 - 34 - 39 - 44 - 54 - 59 - 80 - 104 - 204 mm INCHES width* 0.8 - 1.2 - 1.4 - 1.6 - 1.8 - 2.2 - 2.4 - 3.2 - 4.2 - 8.2 in max HALO size: 2006.6 x 3048 mm or 79.0 x 120.0 in	MM length 101.6 to 3048.0 mm INCHES length 4.0 to 120.0 in

EXAMPLE SECTION: 55.88 mm (2.2 in) WIDTH HALO

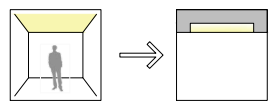


# CEILING


RECESSED TRIMLESS




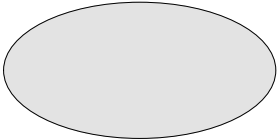

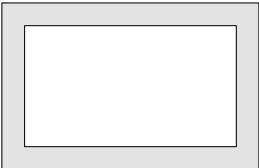
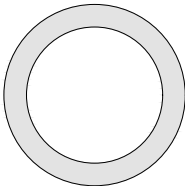
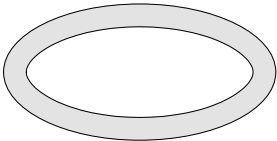
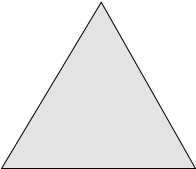
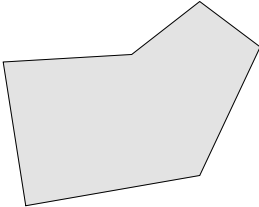




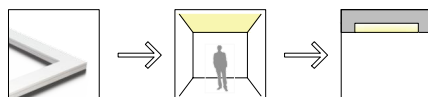




POSSIBLE CUSTOM SHAPES :




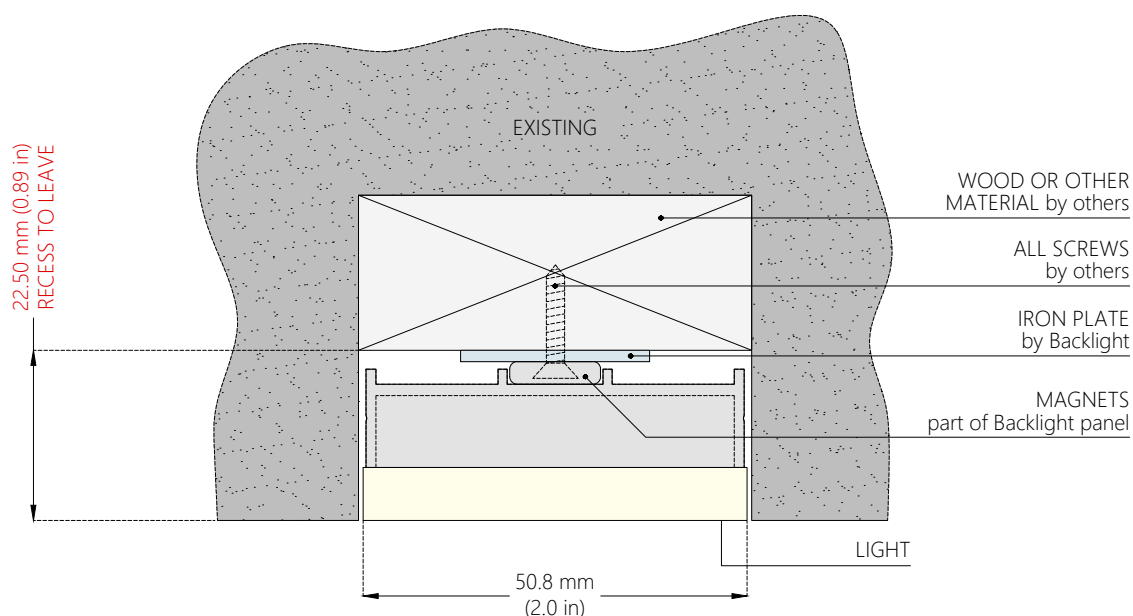



CEILING  
RECESSED TRIMLESS

# HALO magnets




TYPE OF MOUNTING	RECESSED TRIMLESS
BACKLIGHT MODEL	<b>HALO</b> 
MOUNTING SYSTEM	<b>magnets and iron plate</b>
DIMENSION	<div> MM width* 15 - 25 - 30 - 35 - 40 - 50 - 55 - 76 - 100 - 200 mm  INCHES width* 0.6 - 1.0 - 1.2 - 1.4 - 1.6 - 2.0 - 2.2 - 3.0 - 4.0 - 8.0 in  max HALO size: 2006.6 x 3048 mm or 79.0 x 120.0 in </div> <div> MM length 101.6 to 3048.0 mm  INCHES length 4.0 to 120.0 in </div>

EXAMPLE SECTION: 50.8 mm (2.0 in) WIDTH HALO

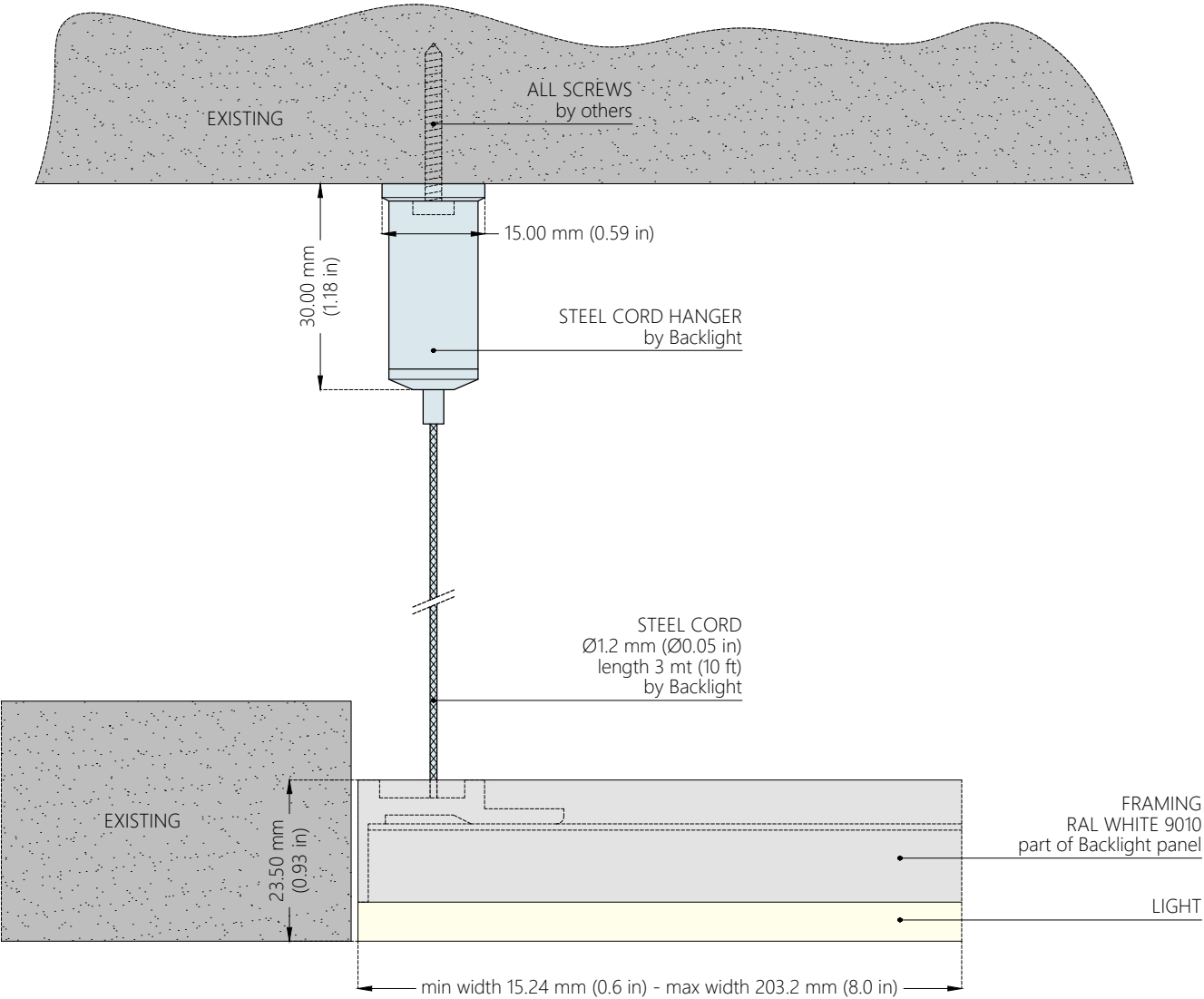





shy

TYPE OF MOUNTING	RECESSED TRIMLESS
BACKLIGHT MODEL	<b>FLUSH</b>  <b>MAGIC CLOUD</b>  <b>HALO</b> 
MOUNTING SYSTEM	<b>shy</b>
DIMENSION	MM size between 15.24 x 3048 mm and 203.2 x 3048 mm INCHES size between 0.6 x 120.0 in and 8.0 x 120.0 in

SECTION: 2A

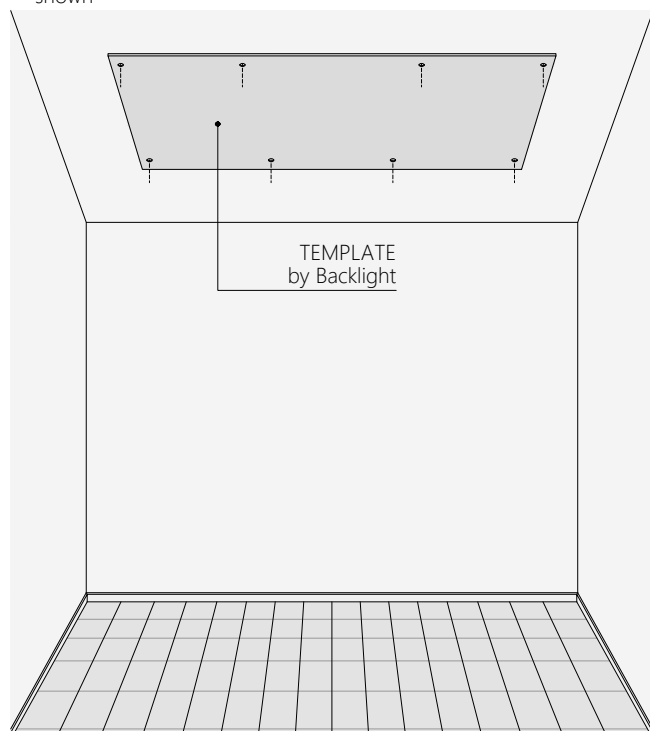




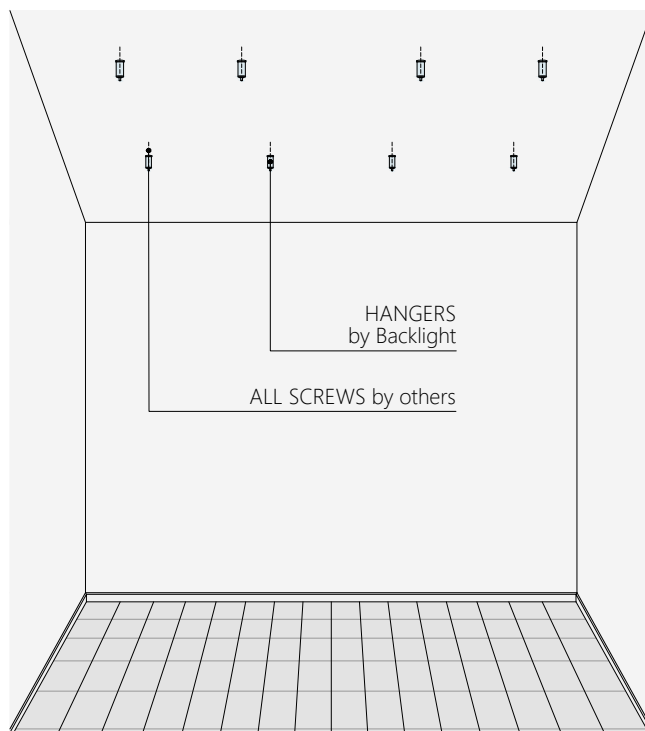
CEILING  
RECESSED TRIMLESS

## FIXING SYSTEMS **Shy**

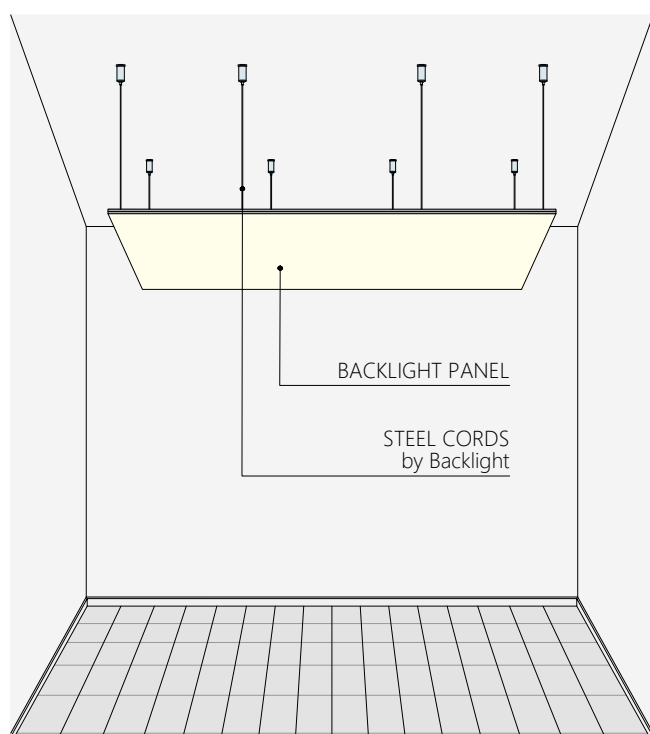
1) position the template and drill the holes on the right position as shown



2) remove the template and screw all the hangers




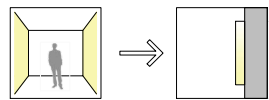
3) insert the steel cords into the hangers and adjust the height




# WALL

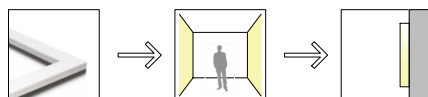
## RECESSED TRIM






POSSIBLE CUSTOM SHAPES

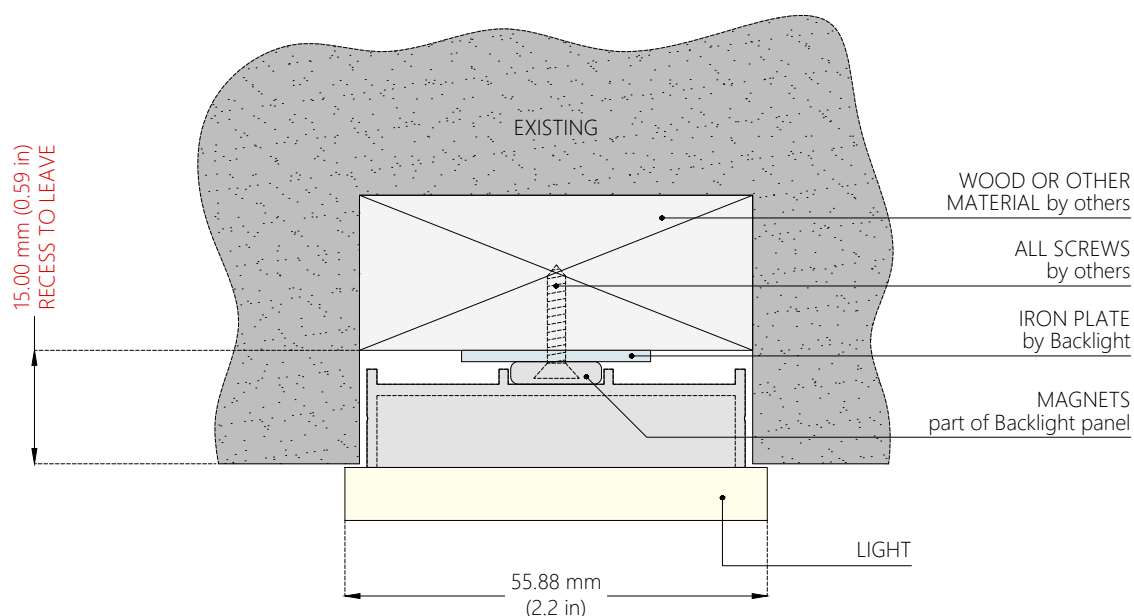


# HALO magnets


TYPE OF MOUNTING	RECESSED TRIM	
BACKLIGHT MODEL	<b>HALO</b> 	
MOUNTING SYSTEM	<b>magnets and iron plate</b>	
DIMENSION	MM width* 19 - 29 - 34 - 39 - 44 - 54 - 59 - 80 - 104 - 204 mm INCHES width* 0.8 - 1.2 - 1.4 - 1.6 - 1.8 - 2.2 - 2.4 - 3.2 - 4.2 - 8.2 in max HALO size: 2006.6 x 3048 mm or 79.0 x 120.0 in	MM length 101.6 to 3048.0 mm INCHES length 4.0 to 120.0 in

EXAMPLE SECTION: 50.8 mm (2.0 in) WIDTH HALO

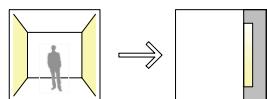


# WALL

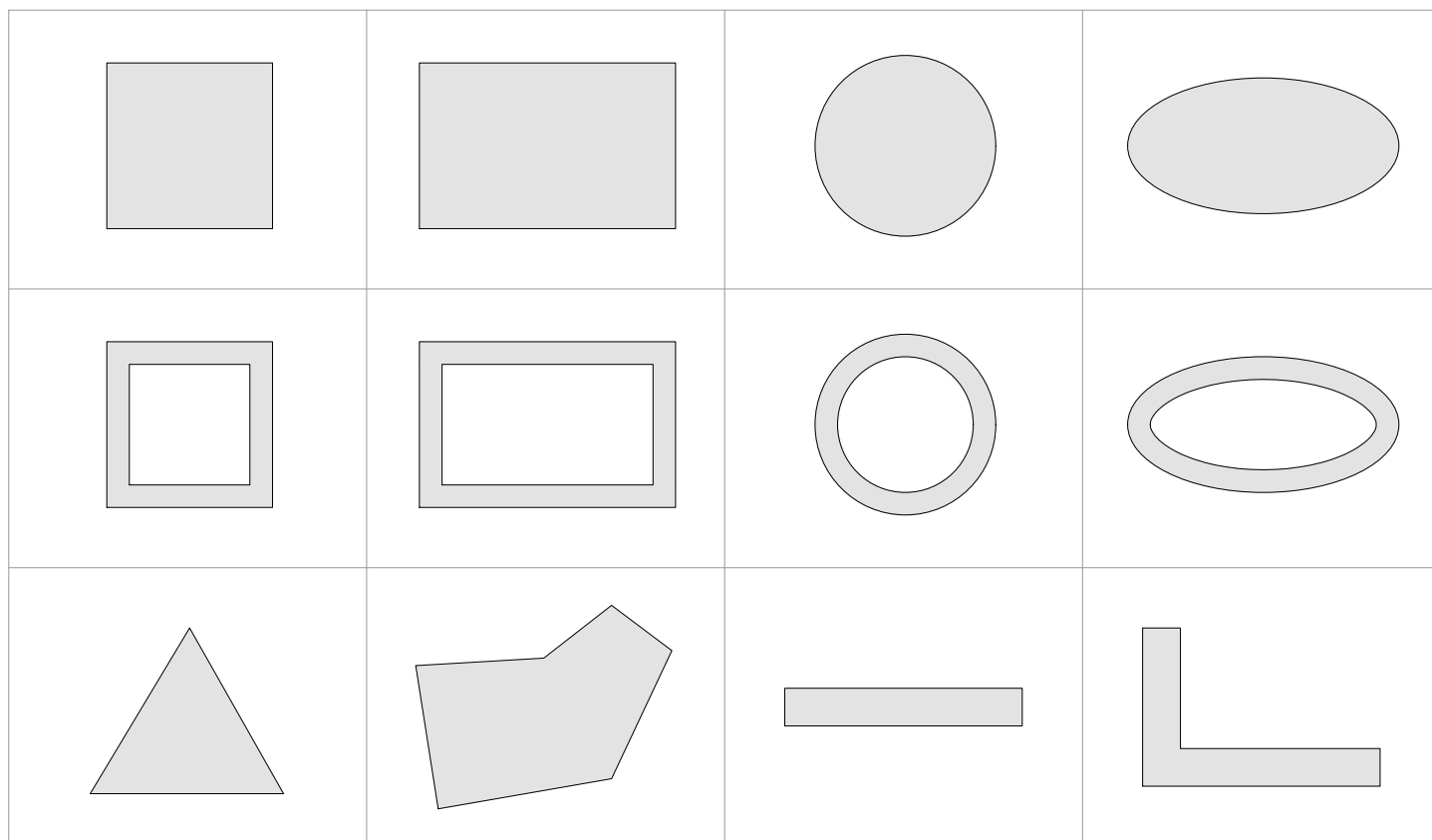
## RECESSED TRIMLESS

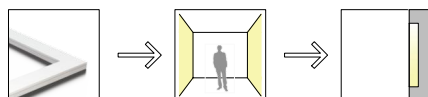







## POSSIBLE CUSTOM SHAPES



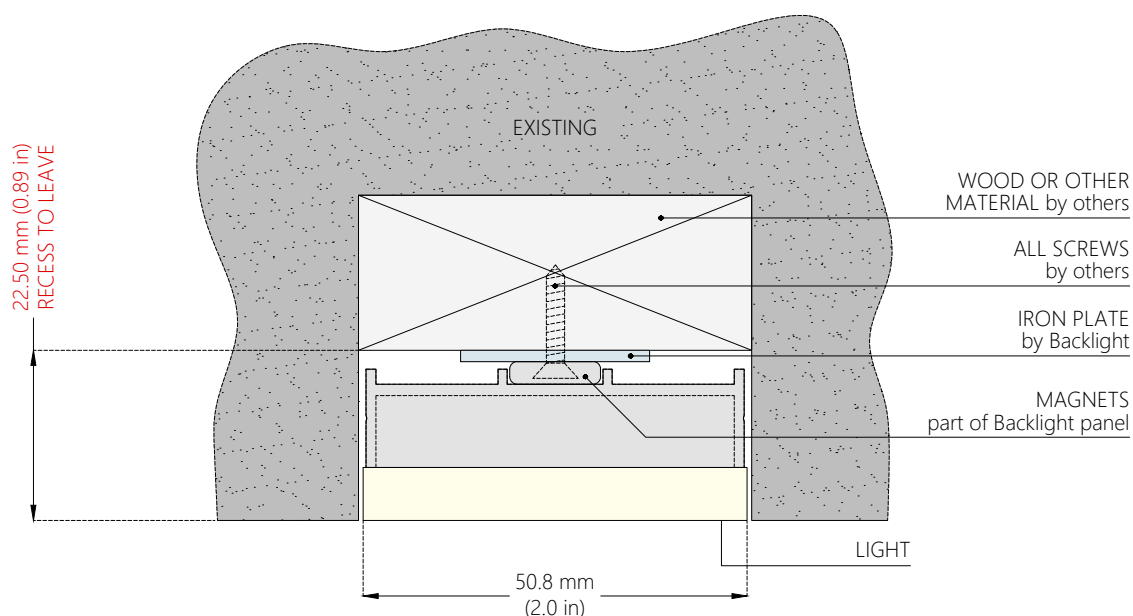


WALL  
RECESSED TRIMLESS

# HALO magnets




TYPE OF MOUNTING	RECESSED TRIMLESS	
BACKLIGHT MODEL	<b>HALO</b> 	
MOUNTING SYSTEM	<b>magnets and iron plate</b>	
DIMENSION	MM width* 15 - 25 - 30 - 35 - 40 - 50 - 55 - 76 - 100 - 200 mm INCHES width* 0.6 - 1.0 - 1.2 - 1.4 - 1.6 - 2.0 - 2.2 - 3.0 - 4.0 - 8.0 in max HALO size: 2006.6 x 3048 mm or 79.0 x 120.0 in	MM length 101.6 to 3048.0 mm INCHES length 4.0 to 120.0 in

EXAMPLE SECTION: 50.8 mm (2.0 in) WIDTH HALO





HOW TO HANDLE



WARNINGS

 DO NOT WET	 DO NOT USE DETERGENTS	 DO NOT USE HUMID FABRICS
---	---	--

BACKLIGHT srl

Via A. Volta, 5  
20876 Ornago (MB)  
Italy

+39 039 6010396  
[www.backlightsrl.com](http://www.backlightsrl.com)  
[info@backlightsrl.com](mailto:info@backlightsrl.com)