



MAGIC CLOUD WALLS

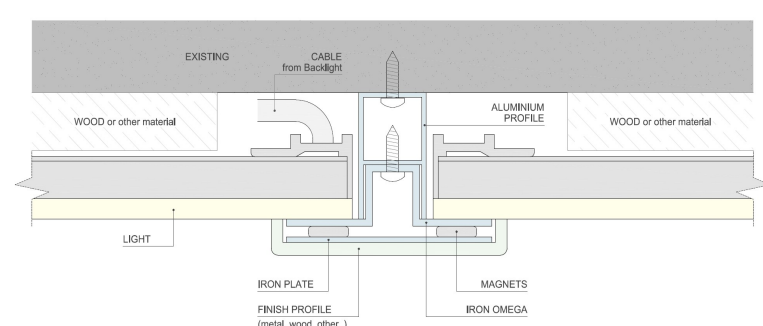
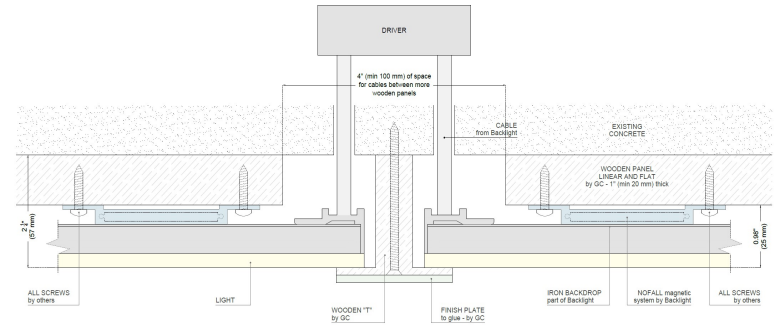
SYSTEMS DESCRIPTIONS



the rear side of the panel is made by iron and it works with the magnetic NOFALL bars to mount the system. The frame can be by a general contractor or Backlight (under request).



The panels are supplied with an aluminium grid to screw on wall as each of them was positioned inside a cell and blocked with IRON OMEGA (supplied by Backlight). All systems were magnetically covered by finish profiles (supplied by general contractor or Backlight).



PRODUCT SPECIFICATIONS

INPUT	24 VDC	INPUT	24 VDC
KELVIN	2700K	KELVIN	3500K
CRI	>95	CRI	>95
DIMMING	LUTRON	DIMMING	LUTRON
WATTAGE	28W line/mt - 9 line/ft	WATTAGE	28W line/mt - 9 line/ft
LUMENS	High bright 570 lm per linear ft (1632 lm per linear mt) of longer side	LUMENS	High bright 570 lm per linear ft (1632 lm per linear mt) of longer side
LENGHT	various	LENGHT	1200 mm - 47.2 IN
WIDTH	various	WIDTH	1000 mm - 39.3 IN
WEIGHT	30 Kg/sq. Mt - 66 lbs / sq. ft	WEIGHT	25 Kg/sq. Mt - 5.7 lbs / sq.
THICKNESS	25.0 mm - 0.9 in (panel+NOFALL)	THICKNESS	28.0 mm - 1.1 in (panel+system)
CABLE OPTION B		CABLE OPTION B	
IP GRADE	IP40	P GRADE	IP40
WET LOCATION	DAMP LOCATION (ON REQUEST)	WET LOCATION	DAMP LOCATION (ON REQUEST)
CERTIFICATIONS	CE - EAC -cULus - Rohs	CERTIFICATIONS	CE - EAC -cULus - Rohs
	Storage Area of Clothes Closet		Storage Area of Clothes Closet